

3M DI-NOC™ Architectural Finishes

Color Samples

Premium Wood
Stucco
Suède
Solid Color
Wood Grain

Dry Wood
Terracotta
Leather
Smooth Metal
Metal

Mortar
Ceramic
Fabric
Metallic Wood
Concrete

Plaster
Textile
Metallic Palette
Chipboard
Tile

Stone
Oxidized Metal
Plaster on Metal
Fine Wood
Abstract

Functional Products


Abrasion Resistant

Whiteboard Film

Exterior

Glass Finishes

2021 - 2023



Functional Products



ME-433AR

3M™ DI-NOC™ Architectural Finishes

Abrasion Resistant AR Series

74
Patterns

Superior Abrasion Resistance

3M™ DI-NOC™ Architectural Finishes Abrasion Resistant AR Series are decorative surface finishes for interior applications in high-traffic areas. The abrasion resistant top layer reduces the visibility of scratches.

+10 New Patterns

Including designs unique for the AR series and expansion of Metallic series.



ME-2293AR



WH-111

3M™ DI-NOC™ Architectural Finishes

Whiteboard Film

2
Items

Transform Surfaces into Communication Spaces

3M™ DI-NOC™ Whiteboard Film is a unique architectural finish that can convert interior surfaces into creative and collaborative environments. Compatible with most dry erase markers.

Writing


WH-111 offers excellent writing and erasing performance with a glossy surface.



WH-111

Writing and Projection

PWF-500 provides both whiteboard and projection capabilities, with the matte surface providing minimal glare from a projector.



PWF-500



FW-1122EX

3M™ DI-NOC™ Architectural Finishes
EX Series for Exterior



Weather Resistant Surface Finish for Exterior Applications

3M™ DI-NOC™ EX Series for exteriors are durable, dimensionally stable, and weather resistant surface finishes for exterior applications. They can be applied directly on smooth, non-porous application surfaces. It is designed to maintain consistent finish and color, despite UV exposure and other conditions.

Coordinate Exterior and Interior Designs

Create a sense of unity between interior and exterior surfaces by using DI-NOC™ Standard Series and DI-NOC™ EX Series with the same design.



Excellent Weather Resistance

Exterior warranty ranges from 3 to 14 years, depending on the climate and installation location. Contact 3M Technical Support for detailed warranty information.



DG-1528

3M™ DI-NOC™ Architectural Finishes

Glass Finishes



3M™ DI-NOC™ Glass Finishes can be used behind many glass surfaces and provide an opaque dimensional look when viewed from the front glass surface. The current Product line can be found in the 3M™ Glass Finishes Product Catalog.

+4 New Patterns

You can make a glass decorated with unique designs by applying DI-NOC™ Glass Finishes.






3M™ DI-NOC™

Architectural Finishes

2021-2023

Design Description Guide



- ① — WG-960
- ② —  — ②
- ③ —  WG-960EX



WG-960EX

Series | Number | Suffix for functional series




- ① Standard series description
- ② Supplementary information icon
- ③ Functional series icon and design description

Standard and functional series have a similar appearance but are not identical.

Supplementary Information Icon List

- NEW** New design
- H** Horizontal woodgrain
- MT** Matte design
-  Large scale design
-  Not recommended for use on 3D compound curved surfaces

Functional Series Icon List

-  **EX Series :**
for exterior applications
-  **AR Series :**
for high traffic applications
-  **DG Series :**
for applications behind glass

WHAT IS A MASTERPIECE?

A masterpiece improves the lives of all who experience it. They are the objects of beauty inspired by nature and materials at hand — wood, textile, stone, leather, metal — and are limited only by the imagination of the master. 3M™ DI-NOC™ Architectural Finishes bring you the beauty of hundreds of natural elements with the additional new designs, Premium Wood, Metallic Palette and Artisanal Design, to inspire your masterpiece. We use advancements in science so you can capture the worlds natural beauty without sacrificing a forest or your creative ideals. You can create a stunning new space quickly, easily, and sustainably or breathe new life into an existing space almost overnight. The non-porous surface of DI-NOC™ Architectural Finishes is not just beautiful but easy to clean and disinfect. There are no boundaries. No limits. Only your imagination. Create your masterpiece.



Contents

Matte :

Premium Wood	8
Dry Wood	10
Mortar / Plaster	14
Plaster on Metal	16
Stone	16
Stucco / Terracotta / Ceramic	17
Textile	18
Fabric	18
Suede / Leather	19
Oxidized Metal	19
Metallic Palette	20
Smooth Metal	20
Solid Color	21

Basic :

Metallic Wood	23
Chipboard	23
Fine Wood	24
Wood Grain	32
Wood Grain Gloss	34
Metal	38
Stone / Concrete / Tile	42
Textile	44
Leather	45
Abstract	46
Solid Color	48
Abrasion Resistant	50
Exterior	51







Do more with your designs

- 1 PS-504
- 2 ME-1781AR
- 3 AE-1632 / FW-1212 / PS-713
- 4 PS-1187
- 5 DW-1888MT / PS-503
- 6 Custom design of EX series
- 7 DW-1888MT
- 8 PS-504 / PA-045AR
- 9 PS-1870MT / PWF-500
- 10 FW-336 / PS-1869MT



Matte Series



GOOD
DESIGN
AWARD
2019

- 1 PW-2315MT NEW
- 2 ST-2171MT NEW
- 3 ME-2262 NEW
- 4 ST-1831DG
- 5 ME-2265 NEW
- 6 AE-2152MT NEW

1

2

3

Matte Coating Technology :

The new Matte Series utilizes the latest technology available. With a new state of the art matte surface, the Matte Series offers realistic texture by converting incident light into diffuse reflection and suppressing specular reflection. This series also provides fingerprint resistance. Explore the new world of design possibilities with 3M Matte Series.

Experience the difference in texture between standard series and new Matte Series

Matte Series

PS-1870MT ●

Standard Series

PS-999 ●





5

6



Diffuse Reflection

The new state of the art matte surface converts incident light into diffuse reflection, providing very low gloss and a deep, high quality matte texture.



Fingerprint Resistant

The matte texture provides fingerprint resistance, reducing the visibility of fingerprints with an easy to maintain surface.



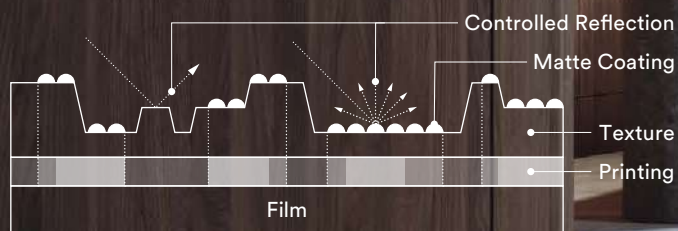
Tactile Feature

A realistic matte texture is created by combining the matte coating technology with high definition embossing technology.

Premium Wood

Controlled Reflection Technology

The new Premium Wood Series expresses the realistic appearance and texture of natural wood. The controlled reflection of the matte coating technology is combined with both fine and deep wood grain embossing and high-quality printing. This unique technology creates the optimum tone and texture of each species of wood.



PW-2314MT

NEW 

1 PW-2315MT NEW 2 ST-2171MT NEW



PW-2305MT

NEW



PW-2306MT

NEW



PW-2310MT

NEW



PW-2307MT

NEW



PW-2309MT

NEW



PW-2312MT

NEW



PW-2313MT

NEW



PW-2308MT

NEW



PW-2311MT

NEW



PW-2315MT

NEW



PW-2316MT

NEW



PW-2317MT

NEW



PW-2318MT

NEW



PW-2319MT

NEW

A

B

C

D

E

F

G

Dry Wood

A



DW-2197MT



DW-2199MT



DW-2200MT



B

C



DW-1903MT



DW-1894MT



DW-1888MT



DW-1875MT



D



DW-2198MT



DW-2201MT



DW-2202MT



DW-1902MT



E



DW-2203MT



DW-2201MT



DW-2202MT



DW-1993MT



F



DW-2203MT



DW-2205MT



DW-2204MT



G



DW-2203MT



DW-2206MT



DW-1889MT





DW-1883MT



DW-1901MT



DW-2207MT



DW-1878MT



DW-1873MT



DW-1876MT



DW-2209MT



DW-2208MT



DW-1897MT



DW-2210MT



DW-1877MT



DW-2212MT



DW-1874MT



DW-2224MT



DW-1890MT



DW-1891MT



DW-1884MT



DW-2211MT



A

B

C

D

E

F

G

Dry Wood

A



DW-2218MT



DW-1872MT



DW-2219MT



B



DW-1893MT



C



DW-1898MT



DW-2223MT



DW-2226MT



DW-2225MT



D

E



DW-2221MT



DW-2220MT



DW-2222MT



F

G



DW-1881MT



DW-1886MT



DW-1871MT



DW-2227MT





DW-1882MT



DW-1879MT



DW-2214MT



DW-1899MT



DW-2213MT



DW-2217MT



DW-1885MT



DW-1900HMT



DW-2216MT



DW-2215MT




DW-1887MT



DW-2228MT



DW-1992MT



DW-1896MT



DW-2229MT



A

B

C

D

E

F

G




1

2

3

2

Mortar / Plaster



AE-2149

NEW



AE-2150

NEW



AE-2160


NEW



AE-1880MT




AE-1959MT




AE-1917MT



AE-1923MT



AE-1913MT



AE-2161

NEW



AE-2162MT

NEW



AE-2151

NEW



AE-2152MT

NEW



AE-1930MT



AE-2153MT

NEW



AE-1921MT



AE-1960MT



AE-1944MT



A

B

C

D

E

F

G

Plaster on Metal

A



FE-1964



AE-2154

NEW



AE-2155



NEW



B


C

Stone

D



ST-1914MT



ST-1919MT




ST-2171MT

NEW



E



ST-1918MT



ST-1911MT




F



ST-2170MT

NEW



ST-1915MT



ST-1912MT



ST-1920MT




G

Stucco / Terracotta / Ceramic



AE-2156

NEW 📷



AE-1637

🟢



AE-1638

🟢



AE-2158

NEW 📷



AE-2157

NEW 📷



AE-2163MT


NEW 📷



AE-1717

🟢

📷



AE-1639

🟢



AE-2164MT

NEW 📷



AE-2165MT

NEW 📷



AE-1926MT

🟢

📷



AE-1718

🟢




AE-2164MT

NEW 📷



AE-2165MT

NEW 📷



AE-1929MT

🟢

📷



AE-2159

NEW 📷



AE-1719

🟢

☑️ DG-1719



AE-1640

🟢



AE-2167MT

NEW 📷

A

B

C

D

E

F

G

Textile

A



NU-2177

NEW



FE-1966



NU-2178

NEW



NU-2176MT

NEW

B



NU-2175MT

NEW

C



NU-2179

NEW




FE-1967

D

Fabric

E



NU-1942MT



NU-1941MT



NU-1940MT



NU-1935MT

F



NU-1934MT



NU-1943MT




NU-1936MT



NU-1937MT

G



NU-1938MT



NU-1939MT



NU-1939MT

Suede / Leather



SU-2233MT 🟢 📷




SU-2231MT 🟢 📷



SU-2234MT 🟢 📷



SU-2235MT 🟢 📷



AE-1931MT 🟢 📷



SU-2232MT 🟢 📷



AE-1932MT 🟢 📷



AE-1933MT 🟢 📷

Oxidized Metal



ME-2172 NEW 📷



ME-2173 NEW 📷



AE-1954 📷



ME-2024 🟢 📷



ME-2022 🟢 📷



ME-2023 🟢 📷



ME-2174 NEW 📷

A

B

C

D


E

F


G

Metallic Palette


A




ME-2251MT NEW




ME-2252MT NEW



ME-2253MT NEW




ME-2254MT NEW




ME-2255MT NEW


B



ME-2261 NEW



ME-2262 NEW



ME-2263 NEW



ME-2264 NEW



ME-2265 NEW

C



ME-2271 NEW



ME-2272 NEW



ME-2273 NEW



ME-2274 NEW




ME-2275 NEW

D



ME-2281AR NEW




ME-2282AR NEW



ME-2283AR NEW



ME-2284AR NEW




ME-2285AR NEW


E




ME-2291AR NEW



ME-2292AR NEW



ME-2293AR NEW



ME-2294AR NEW




ME-2295AR NEW


F

Smooth Metal


G



VM-1855MT



VM-1990MT




VM-1862MT



ME-2251MT NEW Coming Soon



Solid Color



PS-2094MT/PS-2101MT/PS-2100MT/PS-2099MT/PS-2093MT/PS-2092MT/PS-1989MT/PS-2095MT/PS-2098MT/PS-2096MT/PS-2097MT

A

B

C

D

E

F

G

H



1

2

Metallic Wood



MW-1416



MW-1242



MW-1833 ●



MW-1832 ●



MW-1418 ●



MW-1244 ●



MW-1417



MW-1834



MW-1783



MW-1177



MW-1419 ●
☑ MW-1419DG



MW-776 ●



MW-777 ●

Chipboard



AE-2168



AE-2168 NEW

A

B

C

D

E

F

G

Fine Wood

A



FW-1761



FW-1758



FW-1683



FW-1765

B



FW-1209



FW-788



FW-1261

C



FW-7017
 FW-7017AR



FW-1138
 FW-1138AR



FW-1139H



FW-336

D



FW-1208



FW-7001



FW-1980

E



FW-1255



FW-1207

F



FW-1207 / ME-1434



FW-1271



FW-1217

G




FW-1210

NEW New design
 H Horizontal woodgrain
 MT Matte design

Large scale design
 Not recommended for use on
 3D compound curved surfaces

EX series: for exterior applications
 AR series: for high traffic applications
 DG series: for applications behind glass

In stock



A

B

C

D

E

F

G

Fine Wood

A



FW-1974



FW-1304



FW-1307



B



FW-1987



FW-1754



FW-1976



FW-1978



C



FW-1767



FW-1302



FW-1287



FW-1971



D



FW-1266



FW-1213



FW-1215



FW-1294



FW-1294AR

E



FW-1259



FW-337



FW-337AR



FW-1977



FW-1273



F



FW-1983



FW-1218



FW-1770

G



FW-1770



NEW New design
H Horizontal woodgrain
MT Matte design

📷 Large scale design
⚠️ Not recommended for use on
3D compound curved surfaces

🏠 EX series: for exterior applications
🚧 AR series: for high traffic applications

🟢 In stock



FW-1265



FW-1212



FW-1257



FW-236



🚧 FW-236AR 🏠 FW-236EX



FW-1122

🚧 FW-1122AR 🏠 FW-1122EX



FW-1023

🚧 FW-1023EX



FW-1286



FW-1296



FW-1805

🚧 FW-1805EX



FW-1771H



FW-1306



FW-1755



FW-1734H



FW-1278



FW-502



FW-1735H



FW-7011


🚧 FW-7011AR 🏠 FW-7011EX



FW-1763



FW-1021



FW-656



A

B

C

D

E

F

G

Fine Wood

A



FW-327



FW-1283



FW-237



FW-1743

B



FW-234



FW-1123
 FW-1123EX



FW-608H



C



FW-1737



FW-1276



FW-795



FW-1331



D



FW-1737



FW-501



FW-1280
 FW-1280AR



FW-1125



E



FW-612



FW-655



FW-1738



FW-677

F



FW-888

G



FW-1281



FW-233
 FW-233AR FW-233EX



FW-889



FW-7006
 FW-7006EX

NEW New design
H Horizontal woodgrain
MT Matte design

Large scale design
Not recommended for use on 3D compound curved surfaces

EX series: for exterior applications
AR series: for high traffic applications
DG series: for applications behind glass

In stock



FW-7008
FW-7008EX



FW-1022
FW-1022AR FW-1022EX
DG-1022



FW-1121H
FW-1121HAR



FW-1113
FW-1113EX



FW-613



FW-609H
FW-609HEX



FW-650
FW-650EX



FW-1277



FW-1744



FW-1801
FW-1801EX



FW-232



FW-1124
FW-1124EX



FW-1039H



FW-332



FW-886



FW-510



FW-1137



FW-1040H



FW-240



FW-7016



FW-1020



FW-7013



FW-619



FW-887
FW-887EX

A

B

C

D


E

F


G

Fine Wood

A



FW-1134



FW-606H



FW-625
 FW-625AR FW-625EX



FW-7015

B



FW-1297



FW-651
 FW-651EX



FW-1282



FW-1037


C



FW-338
 FW-338AR



FW-7009



FW-1133




FW-607H

D



FW-653



FW-643
 FW-643EX




FW-7014




FW-330
 FW-330AR FW-330EX


E



FW-1135



FW-1136H



FW-1036



FW-1752H

F



FW-1746



FW-334



FW-522
 FW-522EX



FW-1752H

G



FW-1126



FW-627
 FW-627AR FW-627EX



FW-1288



FW-618
 FW-618EX

NEW New design
 H Horizontal woodgrain
 MT Matte design

Large scale design
 Not recommended for use on 3D compound curved surfaces

EX series: for exterior applications
 AR series: for high traffic applications
 DG series: for applications behind glass

In stock



FW-1736H



FW-1216



FW-7007



FW-1290



FW-1986



FW-1275



FW-1301



FW-1975



FW-324
 FW-324EX



FW-640
 FW-640EX



FW-1753H



FW-1127



FW-1762



FW-1751
 FW-1751AR DG-1751



FW-641



FW-1984



FW-1970



FW-1985



FW-1979



FW-1740



FW-1757

A

B

C

D

E

F

G

Wood Grain

A




WG-657
WG-657EX



WG-1365



WG-2078



WG-1067



WG-1071

B



WG-1709



WG-1846



WG-247




WG-1046



WG-1339

C



WG-1343



WG-2049



WG-1705




WG-2076



WG-467

D



WG-1344



WG-2083H



WG-376



WG-1220



WG-2070

E



WG-1340



WG-1378



WG-960
WG-960EX



WG-2073



WG-964

F



WG-1838



WG-1141



WG-166



WG-2085



WG-2860

G



WG-1143
WG-1143EX



WG-2705



WG-1392H



WG-1710



WG-696

H



WG-1840



WG-1144
WG-1144EX



WG-1837



WG-1337



WG-947

NEW New design
H Horizontal woodgrain
MT Matte design

📷 Large scale design
⚠️ Not recommended for use on
3D compound curved surfaces

🏠 EX series: for exterior applications
🟢 In stock



WG-248



WG-946



WG-1812



WG-833



WG-832



WG-478



WG-1219



WG-837



WG-1221



WG-2246



WG-835



WG-453



WG-256



WG-2944



WG-1380



WG-243



WG-2839



WG-250



WG-2081H



WG-1814



WG-1346



WG-877



WG-2244




WG-845



WG-846



WG-1845



WG-699



WG-1358



WG-1815



WG-2115



WG-857



WG-242



WG-1382



WG-836



WG-1058




WG-831



WG-709



WG-629



WG-878



WG-854

A

B

C

D

E

F

G

H

Wood Grain

A



WG-2071



WG-1360



WG-2080H



WG-1142



WG-1140
WG-1140EX



B



WG-763



WG-865



WG-943



WG-941



WG-697



C



WG-841



WG-1359



WG-1375



WG-694



WG-7022



D



WG-879



WG-2862



WG-364



WG-940



WG-417



E

Wood Grain Gloss

F




WG-1711GN



WG-763GN



G



WG-1712GN



WG-765GN

H



WG-1712GN



WG-364GN



WG-763GN

NEW New design
H Horizontal woodgrain
MT Matte design

📷 Large scale design
⚠️ Not recommended for use on
3D compound curved surfaces

🏠 EX series: for exterior applications
🚧 AR series: for high traffic applications

🟢 In stock

Wood Grain



WG-1703



WG-1353 🟢



WG-2086



WG-2088



WG-2072 🟢



WG-1336 🟢



WG-1336



WG-2082H



WG-1342



WG-2074



WG-2087



WG-2075



WG-1368



WG-1848



WG-1708



WG-1196



WG-695
🚧 WG-695EX



WG-2042



WG-1706 🟢



WG-1369



WG-2084H



WG-1370



WG-1348



WG-157 🟢



WG-1371



WG-1349



WG-1372
🚧 WG-1372AR



WG-1057



WG-2019



WG-1841



WG-2033



WG-1704

A

B

C

D

E

F

G

H

NEW New design
 H Horizontal woodgrain
 MT Matte design

Large scale design
 Not recommended for use on
 3D compound curved surfaces

EX series: for exterior applications
 AR series: for high traffic applications

In stock

Wood Grain

A



WG-1146



WG-1064



WG-7024
 WG-7024AR WG-7024EX



WG-7023



WG-1390

B



WG-1816



WG-693



WG-1147



WG-159



WG-7029

C



WG-1836



WG-1350



WG-2048



WG-1373



WG-1066

D



WG-1818



WG-1364



WG-1063



WG-664



WG-156

E



WG-2077



WG-1044
 WG-1044EX



WG-1374



WG-1351




WG-1052


F



WG-1376



WG-1376



WG-1391




WG-2707

G



WG-1070



WG-2041



WG-1835

H



WG-2047



WG-1050



WG-428



4

2

1

2

3

Metal

A



ME-1466
 ME-1466AR



ME-1467
 ME-1467AR



CH-2117



CH-1627



BW-1310

B




ME-1716
 ME-1716DG



ME-433
 ME-433AR



CH-1677



AM-1722



VM-1691


C



ME-432
 ME-432AR DG-432




BW-1311



CH-2120



ME-904
 ME-904AR



ME-377

D



ME-1435



CH-1676



PA-184



ME-388




PA-045
 PA-045AR

E




CH-1628
 CH-1628AR




LW-1085



ME-1434
 ME-1434DG



CH-2116



ME-396
 ME-396AR

F



ME-391



ME-1781
 ME-1781AR



PA-185



PA-389 PA-389AR PA-389EX



CH-2118

G



ME-431
 ME-431AR



CH-1630
 CH-1630AR



AM-1700



VM-2122



VM-1489

H



ME-379
 DG-379




ME-1684
 ME-1684AR



ME-1685
 ME-1685AR



VM-800



CH-1631
 CH-1631AR

NEW New design
 H Horizontal woodgrain
 MT Matte design

📷 Large scale design
 ⓘ Not recommended for use on 3D compound curved surfaces

🏠 EX series: for exterior applications
 ⚡ AR series: for high traffic applications
 🚪 DG series: for applications behind glass

🟢 In stock



PA-180
 ⚡ PA-180AR 🚪 PA-180DG 🟢




CH-1629
 ⚡ CH-1629AR 🟢



PA-046 🟢



BW-1312 🟢 ⓘ



LW-1084 🟢



VM-306 🟢 ⓘ



VM-383 ⓘ



AM-1696 ⓘ




ME-1223 🟢



PA-039
 ⚡ PA-039EX 🟢



ME-1997 🟢



VM-1692 🟢 📷 ⓘ



PA-683
 ⚡ PA-683AR 🟢



ME-486 🟢



AM-1701 🟢 ⓘ



VM-381 🟢 ⓘ




VM-1487 🟢 ⓘ



VM-2121 🟢 ⓘ



VM-305 🟢 ⓘ



ME-1225 🟢



PA-038
 ⚡ PA-038EX 🟢



PA-320 🟢




VM-1693 🟢 📷 ⓘ




ME-1224 🟢




ME-380



PA-187
 ⚡ PA-187AR 🏠 PA-187EX 🟢



PA-183
 ⚡ PA-183AR 🟢



VM-1695 🟢 ⓘ




VM-1694 🟢 ⓘ




ME-1174



PA-390
 ⚡ PA-390EX 🟢



PA-181
 ⚡ PA-181AR 🏠 PA-181EX 🟢



LW-1083 🟢



AM-1699 🟢 ⓘ



VM-1488 ⓘ

A
 B
 C
 D
 E
 F
 G
 H

Metal

A



VM-168



PA-175



ET-1773



ET-1775



ET-1772

B




PA-178



PA-177



PA-036



ME-1175

C



FA-1963



CA-419



BW-1315



TE-1714



RS-1190

D



TE-1650



CA-422



TE-1652




FA-1161
 DG-1161

E



CA-418



TE-1651



TE-1713




HG-1995




BW-1316


F



CA-420




RS-1189



CA-421



TE-1653



CA-1170

G

H

NEW New design
 H Horizontal woodgrain
 MT Matte design

📷 Large scale design
 ⓘ Not recommended for use on
 3D compound curved surfaces

☑️ DG series: for applications behind glass
 🟢 In stock



ME-2026 🟢



ME-1961



AM-1720 🟢 ⓘ



VM-2090 🟢 ⓘ



FA-1166 🟢



AE-1957



ME-2025



VM-452 🟢 ⓘ



VM-2035 🟢 ⓘ



AM-1698 ⓘ



ME-2020 🟢



ME-147 🟢



LE-1108



AE-1643 🟢



FA-1164



VM-2038 🟢 📷 ⓘ



VM-2037 🟢 📷 ⓘ



ME-1778



LE-1109 🟢



VM-2034 🟢 ⓘ



RT-1112 🟢




FA-1163



ME-1469



RT-1111 🟢



RT-1827 📷
 ☑️ RT-1827DG



VM-2039 🟢 📷 ⓘ



ME-2027 🟢



AE-1956 🟢



VM-2036 ⓘ



AE-1952 🟢

A

B

C

D

E

F

G


H

Stone / Concrete / Tile

A



ST-1831
 ST-1831DG



FA-1678
 FA-1678AR FA-1678DG



AE-1632
 AE-1632AR AE-1632EX

B


C



AE-1634
 AE-1634EX



ST-1828



ST-1588



CN-1623

D



FA-1527
 FA-1527AR



PC-1181

E



CN-1958



FA-1680



PC-758



CN-1621



CN-1622

F

G



PC-760



AE-1635
 AE-1635EX



FA-1962



FA-1528
 FA-1528DG

H




ST-1586

NEW New design
H Horizontal woodgrain
MT Matte design

📷 Large scale design
⚠️ Not recommended for use on
3D compound curved surfaces

🏠 EX series: for exterior applications
🟢 In stock



AE-1955



ST-736
🏠 ST-736AR 🏠 ST-736EX



PC-672



FA-1679



ST-737 🟢



ST-1195



FA-1526 🟢
🏠 FA-1526AR



ST-1829 🟢



PC-491 🟢



FA-2169 NEW



PC-1179 🟢



PC-1178 🟢



FA-2169



FA-592 🟢



ST-1587
🏠 ST-1587DG



AE-1645 🟢

NEW



FA-1530 🏠
🏠 FA-1530AR 🏠 FA-1530EX



AE-1951 🟢



AE-1636
🏠 AE-1636AR



FA-1531 🟢



AE-1646



AE-1633 🟢
🏠 AE-1633AR



ST-442
🏠 ST-442EX



ST-1830 🟢

Textile

A



NU-2012



NU-1237



NU-1784



NU-2014

B



FE-804



SI-1686



C



NU-1798



FE-805



FE-813



NU-1785



NU-1794



D



NU-1795



NU-2013



FE-813



NU-1785



NU-1238



E



NU-1790



NU-1793



NU-2015



NU-1239



FE-801



F



NU-1791



NU-1792



NU-1240



NU-2010



NU-2009



G



NU-1786



NU-1789



SI-1613



DG-1613



NU-2017



NU-2009



H



NU-1786



NU-1789



NU-1799



NU-1787



NU-1241



NEW New design
 H Horizontal woodgrain
 MT Matte design

Large scale design
 Not recommended for use on 3D compound curved surfaces

EX series: for exterior applications
 DG series: for applications behind glass
 In stock



SI-1234



NU-2002



NU-2006



SI-1232



NU-2011



NU-2003




SI-1689
 DG-1689



SI-1688



NU-2005



NU-2008




NU-2004




FA-1156
 DG-1156



NU-2001



NU-2007



SI-1235

Leather



LE-1105



LE-1552




LE-018



LE-2128




LE-2367



LE-2741



LE-2782



LE-517



LE-1555



LE-1106



LE-703
 LE-703EX




LE-783



LE-1104



LE-1171



LE-1551

Abstract

A



LW-1081



AE-1953



LZ-461 ●



FA-1153 ●

B



HS-1655 ●



FA-1150



C



FE-1731 ●



FA-1167 ●



PT-735



FA-1099



SE-567
SE-567AR

D



FA-1521 ●



PT-346



SE-570



PG-197 ●




LZ-462 ●

E



FA-1098



PT-347



PT-345
PT-345AR



PG-195



PG-190

F




LZ-587




SE-568
SE-568AR



PG-194



LE-1229 ●



PG-189 ●

G



AE-1642 ●



FA-690 ●



FE-1729 ●



FA-688 ●



FE-1730 ●

H



BW-1314 ●



AE-1641 ●



LE-1228 ●



LE-1231 ●



HS-1656 ●



1


1

2


3

Solid Color


A



HG-1205



PS-1904MT




PS-503
DG-503



PS-959
PS-959EX




PS-1188



PS-1989MT


B




PS-001AR



PS-1187




PS-003AR



PS-002AR



PS-957
PS-957EX



PS-1865MT


C



PS-976
PS-976EX




PS-983



PS-998



PS-975



HG-1994



PS-955


D



PS-1186



PS-1185



PS-004AR



PS-1437




PS-005AR




PS-954

E



PS-090
PS-090EX




PS-1864MT



PS-1184



PS-1438



PS-2091MT



PS-952

F



PS-048




PS-073



PS-091



PS-971



PS-1866MT



PS-2092MT


G



PS-075



PS-093



PS-1863MT



PS-2099MT



PS-949



PS-2093MT


H



PS-027



PS-022



PS-2095MT



PS-950




PS-2100MT



PS-1869MT


I




PS-2098MT



PS-034



PS-2096MT



PS-006AR



PS-992



PS-885

J



PS-074



PS-292



PS-1005



PS-1439



PS-948



PS-504
DG-504

K



PS-1867MT



PS-110



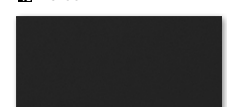
PS-2101MT



PS-2094MT




PS-1183



PS-1870MT


L




PS-2097MT




PS-1440




PS-007AR



PS-999



PS-008AR




HG-1201

NEW New design
 H Horizontal woodgrain
 MT Matte design

Large scale design
 Not recommended for use on 3D compound curved surfaces

EX series: for exterior applications
 DG series: for applications behind glass

In stock



A

B

C

D

E

F

G

H

I


















































































J

K

L




























































Abrasion Resistant

For high traffic applications

A	 FW-1138AR	 FW-1293AR	 FW-236AR (AR-1119) 	 FW-1280AR	 FW-233AR	 WG-7024AR	 FW-330AR
B	 FW-7017AR (AR-1664)	 FW-1122AR	 FW-7011AR	 FW-1022AR	 WG-1372AR	 FW-338AR	 FW-627AR
C	 FW-1129AR	 FW-1130HAR	 FW-337AR	 FW-1294AR	 FW-1121HAR 	 FW-625AR (AR-1120)	 FW-1751AR
D	 ME-1467AR 	 ME-433AR	 ME-432AR	 PA-045AR (AR-1117)	 PA-180AR NEW	 PA-183AR (AR-1246)	 PA-187AR
E	 CH-1628AR	 CH-1629AR (AR-1723)	 ME-009AR (AR-1724)	 PA-683AR	 PA-181AR (AR-1663)	 PA-389AR (AR-1118)	 ME-431AR
F	 ME-1466AR (AR-1725)	 ME-904AR	 ME-396AR	 ME-1781AR (AR-1726)	 ME-1684AR	 CH-1630AR	 CH-1631AR
G	 ME-2281AR NEW	 ME-2282AR NEW	 ME-2283AR NEW	 ME-2285AR NEW	 ME-2284AR NEW	 FA-1530AR	 ME-1685AR
H	 ME-2291AR NEW	 ME-2292AR NEW	 ME-2293AR NEW	 ME-2295AR NEW	 ME-2294AR NEW	 AE-1633AR	 AE-1636AR
I	 PS-002AR	 PS-003AR (AR-1115)	 PS-004AR (AR-1661)	 PS-005AR	 PS-006AR 	 PS-007AR (AR-1662) 	 PS-008AR 
J	 PS-001AR	 ST-011AR (AR-1247)	 ST-736AR (AR-1116)	 PT-345AR (AR-1250)	 FA-1678AR	 FA-1527AR	 FA-1526AR
K	 AE-1632AR	 SE-567AR (AR-1248)	 SE-010AR (AR-1251)	 SE-568AR (AR-1249)	 Can be used with chalk for blackboard application.		

Exterior

For exterior applications

						
WG-657EX ● ⓘ	WG-960EX ● ⓘ	WG-1144EX ⓘ	FW-1023EX ⓘ	FW-1123EX ⓘ	FW-233EX ● ⓘ	FW-1124EX ⓘ
						
FW-1129EX ⓘ	FW-1214EX ● ⓘ	WG-1143EX ⓘ	FW-1122EX ● ⓘ	FW-7011EX ⓘ	FW-7006EX ● ⓘ	WG-7024EX ⓘ
						
FW-236EX ⓘ	WG-1140EX ⓘ	FW-1022EX ⓘ	FW-7008EX ⓘ	FW-650EX ⓘ	FW-625EX ● ⓘ	FW-887EX ● ⓘ
						
FW-1805EX ⓘ	WG-695EX ⓘ	FW-1113EX ⓘ	FW-609HEX ⓘ	FW-1801EX ⓘ	FW-643EX ⓘ	FW-651EX ⓘ
						
FW-522EX ⓘ	WG-1044EX ⓘ	FW-640EX ⓘ	FW-324EX ⓘ	FW-330EX ⓘ	FW-627EX ⓘ	FW-618EX ● ⓘ
						
ME-004EX ⓘ	PA-038EX ● ⓘ	PA-1854EX ● ⓘ	PA-187EX ● ⓘ	ME-003EX ⓘ	PA-389EX ● ⓘ	ST-442EX ● ⓘ
						
ME-001EX ⓘ	PA-039EX ● ⓘ	PA-390EX ⓘ	PA-181EX ● ⓘ	ME-002EX ⓘ	FA-1530EX ● ⓘ	ME-007EX ⓘ
						
PS-959EX ● ⓘ	PS-957EX ● ⓘ	PS-976EX ● ⓘ				
						
PS-090EX ● ⓘ	AE-1632EX ● ⓘ	AE-1634EX ● ⓘ				
						
ST-736EX ● ⓘ	AE-1635EX ● ⓘ	LE-703EX ⓘ				

FW-1122EX

A

B

C

D

E

F

G

H

I

J

K



3M Commercial Solutions
3M Center, Building 220-12E-04
St. Paul, MN 55144-1000

Phone 888-650-3497
Web 3M.com/DINOC

Ver.1

3M, Comply, DI-NOC and Sharpshooter are trademarks of 3M Company.
All other trademarks are property of their respective owners.
Please recycle. Printed in USA. © 3M 2020. All rights reserved.



78-8134-0903-0
JR-4210-1525-6
DIN-402-A